

**FORM NO. MGT-7**

[Pursuant to sub-Section(1) of section 92 of the Companies Act, 2013 and sub-rule (1) of rule 11of the Companies (Management and Administration) Rules, 2014]



# Annual Return

(other than OPCs and Small Companies)

Form language ☒ English ☐ Hindi

Refer the instruction kit for filing the form.

## I. REGISTRATION AND OTHER DETAILS

(i) \* Corporate Identification Number (CIN) of the company

L65910PN2008PLC132228

Pre-fill

Global Location Number (GLN) of the company

\* Permanent Account Number (PAN) of the company

(ii) (a) Name of the company

BAJAJ HOUSING FINANCE LIM

(b) Registered office address

Bajaj Auto Limited Complex Mumbai-Pune Road, Akurdi NA  
PUNE  
Maharashtra  
411035  
India

(c) \*e-mail ID of the company

atul.patni@bajajhousing.co.in

(d) \*Telephone number with STD code

02071878060

(e) Website

https://www.bajajhousingfinan

(iii) Date of Incorporation

13/06/2008

(iv)	Type of the Company	Category of the Company	Sub-category of the Company
	Public Company	Company limited by shares	Indian Non-Government company

(v) Whether company is having share capital

☒ Yes

☐ No

(vi) \*Whether shares listed on recognized Stock Exchange(s)

☒ Yes

☐ No

(a) Details of stock exchanges where shares are listed

S. No.	Stock Exchange Name	Code
1	BSE Limited	1
2	National Stock Exchange of India Limited	1,024

(b) CIN of the Registrar and Transfer Agent

L72400MH2017PLC444072

Pre-fill

Name of the Registrar and Transfer Agent

KFIN TECHNOLOGIES LIMITED

Registered office address of the Registrar and Transfer Agents

301, The Centrium, 3rd Floor, 57, Lal Bahadur Shastri Road,  
Nav Pada, Kurla (West) Kurla

(vii) \*Financial year From date 01/04/2024 (DD/MM/YYYY) To date 31/03/2025 (DD/MM/YYYY)

(viii) \*Whether Annual general meeting (AGM) held ☒ Yes ☐ No

(a) If yes, date of AGM

(b) Due date of AGM

31/08/2025

(c) Whether any extension for AGM granted ☐ Yes ☒ No

## II. PRINCIPAL BUSINESS ACTIVITIES OF THE COMPANY

\*Number of business activities

1

S.No	Main Activity group code	Description of Main Activity group	Business Activity Code	Description of Business Activity	% of turnover of the company
1	K	Financial and insurance Service	K8	Other financial activities	100

## III. PARTICULARS OF HOLDING, SUBSIDIARY AND ASSOCIATE COMPANIES (INCLUDING JOINT VENTURES)

\*No. of Companies for which information is to be given

2

Pre-fill All

S.No	Name of the company	CIN / FCRN	Holding/ Subsidiary/Associate/ Joint Venture	% of shares held
1	BAJAJ FINANCE LIMITED	L65910MH1987PLC042961	Holding	88.75
2	BAJAJ FINSERV LIMITED	L65923PN2007PLC130075	Holding	0

## IV. SHARE CAPITAL, DEBENTURES AND OTHER SECURITIES OF THE COMPANY

### (i) \*SHARE CAPITAL

#### (a) Equity share capital

Particulars	Authorised capital	Issued capital	Subscribed capital	Paid up capital
Total number of equity shares	9,000,000,000	8,328,146,701	8,328,146,701	8,328,146,701
Total amount of equity shares (in Rupees)	90,000,000,000	83,281,467,010	83,281,467,010	83,281,467,010

Number of classes

1

Class of Shares	Authorised capital	Issued capital	Subscribed capital	Paid up capital
Equity				
Number of equity shares	9,000,000,000	8,328,146,701	8,328,146,701	8,328,146,701
Nominal value per share (in rupees)	10	10	10	10
Total amount of equity shares (in rupees)	90,000,000,000	83,281,467,010	83,281,467,010	83,281,467,010

#### (b) Preference share capital

Particulars	Authorised capital	Issued capital	Subscribed capital	Paid-up capital
Total number of preference shares	0	0	0	0
Total amount of preference shares (in rupees)	0	0	0	0

Number of classes

0

Class of shares	Authorised capital	Issued capital	Subscribed capital	Paid up capital
Number of preference shares				
Nominal value per share (in rupees)				
Total amount of preference shares (in rupees)				

#### (c) Unclassified share capital

Particulars	Authorised Capital
Total amount of unclassified shares	0

#### (d) Break-up of paid-up share capital

Class of shares	Number of shares			Total nominal amount	Total Paid-up amount	Total premium
Equity shares	Physical	DEMAT	Total			

At the beginning of the year	600	6,712,154,967	12155564	67,121,555,	67,121,555,	
		+		+	+	
Increase during the year	155	1,615,991,716	15991892	16,159,911,	16,159,911,	39,440,088,4
i. Public Issues	0	508,571,428	508571428	5,085,714,2	5,085,714,,	30,514,285,6
		+		+	+	+
ii. Rights issue	0	1,107,419,711	107419709	11,074,197,	11,074,197,	8,925,802,84
		+		+	+	+
iii. Bonus issue	0	0	0	0	0	0
iv. Private Placement/ Preferential allotment	0	0	0	0	0	0
v. ESOPs	0	0	0	0	0	0
vi. Sweat equity shares allotted	0	0	0	0	0	0
vii. Conversion of Preference share	0	0	0	0	0	0
viii. Conversion of Debentures	0	0	0	0	0	0
ix. GDRs/ADRs	0	0	0	0	0	0
x. Others, specify	155	600	755			
155 Shares Rematerialised and 600 Shares Dematerialised						
Decrease during the year	600	155	755	0	0	0
i. Buy-back of shares	0	0	0	0	0	0
ii. Shares forfeited	0	0	0	0	0	0
iii. Reduction of share capital	0	0	0	0	0	0
iv. Others, specify	600	155	755			
600 Shares Dematerialised and 155 Shares Rematerialised						
At the end of the year	155	8,328,146,583	28146701	83,281,467,	83,281,467,	
<b>Preference shares</b>						
At the beginning of the year	0	0	0	0	0	
Increase during the year	0	0	0	0	0	0
i. Issues of shares	0	0	0	0	0	0
ii. Re-issue of forfeited shares	0	0	0	0	0	0
iii. Others, specify						
Decrease during the year	0	0	0	0	0	0

i. Redemption of shares	0	0	0	0	0	0
ii. Shares forfeited	0	0	0	0	0	0
iii. Reduction of share capital	0	0	0	0	0	0
iv. Others, specify						
At the end of the year	0	0	0	0	0	

ISIN of the equity shares of the company

INE377Y01014

(ii) Details of stock split/consolidation during the year (for each class of shares)

0

Class of shares		(i)	(ii)	(iii)
Before split / Consolidation	Number of shares			
	Face value per share			
After split / Consolidation	Number of shares			
	Face value per share			

(iii) Details of shares/Debentures Transfers since closure date of last financial year (or in the case of the first return at any time since the incorporation of the company) \*

☒ Nil

[Details being provided in a CD/Digital Media]

☐

Yes

☐

No

☐

Not Applicable

Separate sheet attached for details of transfers

☐

Yes

☐

No

Note: In case list of transfer exceeds 10, option for submission as a separate sheet attachment or submission in a CD/Digital Media may be shown.

Date of the previous annual general meeting		
Date of registration of transfer (Date Month Year)		
Type of transfer		1 - Equity, 2- Preference Shares,3 - Debentures, 4 - Stock

Number of Shares/ Debentures/ Units Transferred			Amount per Share/ Debenture/Unit (in Rs.)		
Ledger Folio of Transferor					
Transferor's Name					
	Surname		middle name		first name
Ledger Folio of Transferee					
Transferee's Name					
	Surname		middle name		first name

Date of registration of transfer (Date Month Year)						
Type of transfer		1 - Equity, 2 - Preference Shares, 3 - Debentures, 4 - Stock				
Number of Shares/ Debentures/ Units Transferred			Amount per Share/ Debenture/Unit (in Rs.)			
Ledger Folio of Transferor						
Transferor's Name						
	Surname		middle name		first name	
Ledger Folio of Transferee						
Transferee's Name						
	Surname		middle name		first name	

**(iv) \*Debentures (Outstanding as at the end of financial year)**

Particulars	Number of units	Nominal value per unit	Total value
Non-convertible debentures	2,069,370	1000000/100000	375,245,637,131.39

Particulars	Number of units	Nominal value per unit	Total value
Partly convertible debentures	0	0	0
Fully convertible debentures	0	0	0
<b>Total</b>			375,245,637,131.39

**Details of debentures**

Class of debentures	Outstanding as at the beginning of the year	Increase during the year	Decrease during the year	Outstanding as at the end of the year
<b>Non-convertible debentures</b>	239,950,456,275.64	180,549,316,715.73	45,254,135,859.98	375,245,637,131.39
<b>Partly convertible debentures</b>	0	0	0	0
<b>Fully convertible debentures</b>	0	0	0	0

**(v) Securities (other than shares and debentures)**

0

Type of Securities	Number of Securities	Nominal Value of each Unit	Total Nominal Value	Paid up Value of each Unit	Total Paid up Value
<b>Total</b>					

**V. \*Turnover and net worth of the company (as defined in the Companies Act, 2013)**

**(i) Turnover**

95,759,575,847.88

**(ii) Net worth of the Company**

199,322,681,212.07

**VI. (a) \*SHARE HOLDING PATTERN - Promoters**

S. No.	Category	Equity		Preference	
		Number of shares	Percentage	Number of shares	Percentage
1.	Individual/Hindu Undivided Family				
	(i) Indian	0	0	0	
	(ii) Non-resident Indian (NRI)	0	0	0	
	(iii) Foreign national (other than NRI)	0	0	0	
2.	Government				
	(i) Central Government	0	0	0	

	(ii) State Government	0	0	0	
	(iii) Government companies	0	0	0	
3.	Insurance companies	0	0	0	
4.	Banks	0	0	0	
5.	Financial institutions	0	0	0	
6.	Foreign institutional investors	0	0	0	
7.	Mutual funds	0	0	0	
8.	Venture capital	0	0	0	
9.	Body corporate (not mentioned above)	7,391,003,845	88.75	0	
10.	Others	0	0	0	
	<b>Total</b>	7,391,003,845	88.75	0	0

**Total number of shareholders (promoters)**

1

**(b) \*SHARE HOLDING PATTERN - Public/Other than promoters**

S. No.	Category	Equity		Preference	
		Number of shares	Percentage	Number of shares	Percentage
1.	Individual/Hindu Undivided Family				
	(i) Indian	737,458,373	8.86	0	
	(ii) Non-resident Indian (NRI)	11,560,275	0.14	0	
	(iii) Foreign national (other than NRI)	2,996	0	0	
2.	Government				
	(i) Central Government	0	0	0	
	(ii) State Government	0	0	0	
	(iii) Government companies	0	0	0	
3.	Insurance companies	20,416,051	0.25	0	
4.	Banks	0	0	0	
5.	Financial institutions	0	0	0	





Name of the FII	Address	Date of Incorporation	Country of Incorporation	Number of shares held	% of shares held

**VII. \*NUMBER OF PROMOTERS, MEMBERS, DEBENTURE HOLDERS**  
(Details, Promoters, Members (other than promoters), Debenture holders)

Details	At the beginning of the year	At the end of the year
Promoters	2	2
Members (other than promoters)	6	2,605,367
Debenture holders	166	191

**VIII. DETAILS OF DIRECTORS AND KEY MANAGERIAL PERSONNEL**

**(A) \*Composition of Board of Directors**

Category	Number of directors at the beginning of the year		Number of directors at the end of the year		Percentage of shares held by directors as at the end of year	
	Executive	Non-executive	Executive	Non-executive	Executive	Non-executive
<b>A. Promoter</b>	0	1	0	1	0	0
<b>B. Non-Promoter</b>	1	4	1	5	0	0
(i) Non-Independent	1	1	1	1	0	0
(ii) Independent	0	3	0	4	0	0
<b>C. Nominee Directors representing</b>	0	0	0	0	0	0

(i) Banks & FIs	0	0	0	0	0	0
(ii) Investing institutions	0	0	0	0	0	0
(iii) Government	0	0	0	0	0	0
(iv) Small share holders	0	0	0	0	0	0
(v) Others	0	0	0	0	0	0
Total	1	5	1	6	0	0

Number of Directors and Key managerial personnel (who is not director) as on the financial year end date 9

**(B) (i) \*Details of directors and Key managerial personnel as on the closure of financial year**

Name	DIN/PAN	Designation	Number of equity share(s) held	Date of cessation (after closure of financial year : If any)
Sanjivnayan Bajaj	00014615	Director	100	
Dr. Arindam Kumar Bhattacharya	01570746	Director	0	
Anami n Roy	01361110	Director	0	
Rajeev Jain	01550158	Director	100	
Jasmine Chaney	07082359	Director	0	
Srirama Madakasira Nagesh	10367727	Director	0	
Atul Jain	09561712	Managing Director	7,376	
Gaurav Kalani	AGZPK1496M	CFO	7,276	
Atul Patni	AUHPP2173Q	Company Secretary	7,276	




**(ii) Particulars of change in director(s) and Key managerial personnel during the year** 1

Name	DIN/PAN	Designation at the beginning / during the financial year	Date of appointment/ change in designation/ cessation	Nature of change (Appointment/ Change in designation/ Cessation)
Srirama Madakasira Nagesh	10367727	Director	01/08/2024	Appointment

**IX. MEETINGS OF MEMBERS/CLASS OF MEMBERS/BOARD/COMMITTEES OF THE BOARD OF DIRECTORS**

**A. MEMBERS/CLASS /REQUISITIONED/NCLT/COURT CONVENED MEETINGS**

Number of meetings held 4

Type of meeting	Date of meeting	Total Number of Members entitled to attend meeting	Attendance	
			Number of members attended	% of total shareholding
Extra-Ordinary General Meeting 	24/04/2024	7	5	100
Extra-Ordinary General Meeting 	06/06/2024	7	5	100
Annual General Meeting	22/07/2024	7	5	100
Extra-Ordinary General Meeting 	19/08/2024	7	5	100

## B. BOARD MEETINGS

\*Number of meetings held



10

S. No.	Date of meeting	Total Number of directors associated as on the date of meeting	Attendance	
			Number of directors attended	% of attendance
1	24/04/2024	6	6	100
2	06/06/2024	6	6	100
3	07/06/2024	6	6	100
4	22/07/2024	6	6	100
5	20/08/2024	7	7	100
6	30/08/2024	7	7	100
7	11/09/2024	7	6	85.71
8	21/10/2024	7	7	100
9	27/01/2025	7	7	100
10	19/03/2025	7	7	100

## C. COMMITTEE MEETINGS

Number of meetings held

20

S. No.	Type of meeting	Date of meeting	Total Number of Members as on the date of the meeting	Attendance	
				Number of members attended	% of attendance
1	Audit Committee 	24/04/2024	4	4	100
2	Audit Committee 	06/06/2024	4	4	100

S. No.	Type of meeting	Date of meeting	Total Number of Members as on the date of the meeting	Attendance	
				Number of members attended	% of attendance
3	Audit Committee	22/07/2024	4	4	100
4	Audit Committee	20/08/2024	4	4	100
5	Audit Committee	21/10/2024	5	5	100
6	Audit Committee	27/01/2025	5	5	100
7	Audit Committee	19/03/2025	5	5	100
8	Nomination and Remuneration Committee	24/04/2024	3	3	100
9	Nomination and Remuneration Committee	06/06/2024	3	3	100
10	Nomination and Remuneration Committee	22/07/2024	3	3	100

#### D. \*ATTENDANCE OF DIRECTORS

S. No.	Name of the director	Board Meetings			Committee Meetings			Whether attended AGM held on
		Number of Meetings which director was entitled to attend	Number of Meetings attended	% of attendance	Number of Meetings which director was entitled to attend	Number of Meetings attended	% of attendance	
								(Y/N/NA)
1	Sanjivnayan B	10	10	100	7	7	100	
2	Dr. Arindam K	10	10	100	17	17	100	
3	Anami n Roy	10	9	90	20	20	100	
4	Rajeev Jain	10	10	100	20	20	100	
5	Jasmine Chan	10	10	100	11	11	100	
6	Srirama Mada	6	6	100	4	4	100	
7	Atul Jain	10	10	100	4	4	100	

#### X. \*REMUNERATION OF DIRECTORS AND KEY MANAGERIAL PERSONNEL

☐ Nil

Number of Managing Director, Whole-time Directors and/or Manager whose remuneration details to be entered

1

S. No.	Name	Designation	Gross Salary	Commission	Stock Option/ Sweat equity	Others	Total Amount
1	Atul Jain	Managing Director	163,689,105	0	118,658,922	0	282,348,027
	Total		163,689,105	0	118,658,922	0	282,348,027

Number of CEO, CFO and Company secretary whose remuneration details to be entered

2

S. No.	Name	Designation	Gross Salary	Commission	Stock Option/ Sweat equity	Others	Total Amount
1	Gaurav Kalani	CFO	26,971,645	0	9,806,964	0	36,778,609
2	Atul Patni	Company Secretary	5,468,547	0	1,280,532	0	6,749,079
	Total		32,440,192	0	11,087,496	0	43,527,688

Number of other directors whose remuneration details to be entered

6

S. No.	Name	Designation	Gross Salary	Commission	Stock Option/ Sweat equity	Others	Total Amount
1	Sanjivnayan Bajaj	Chairman	0	3,800,000	0	1,900,000	5,700,000
2	Rajeev Jain	Vice-Chairman	0	6,600,000	0	3,300,000	9,900,000
3	Anami N Roy	Independent Director	0	5,400,000	0	2,700,000	8,100,000
4	Dr. Arindam Kumar	Independent Director	0	6,200,000	0	3,100,000	9,300,000
5	Jasmine Chaney	Independent Director	0	5,200,000	0	2,600,000	7,800,000
6	Srirama Madakasira	Independent Director	0	2,200,000	0	1,100,000	3,300,000
	Total		0	29,400,000	0	14,700,000	44,100,000

## XI. MATTERS RELATED TO CERTIFICATION OF COMPLIANCES AND DISCLOSURES

\* A. Whether the company has made compliances and disclosures in respect of applicable provisions of the Companies Act, 2013 during the year ☒ Yes ☐ No

B. If No, give reasons/observations

## XII. PENALTY AND PUNISHMENT - DETAILS THEREOF

(A) DETAILS OF PENALTIES / PUNISHMENT IMPOSED ON COMPANY/DIRECTORS /OFFICERS ☒ Nil

Name of the company/ directors/ officers	Name of the court/ concerned Authority	Date of Order	Name of the Act and section under which penalised / punished	Details of penalty/ punishment	Details of appeal (if any) including present status
--	--	---------------	--	--------------------------------	---

--	--	--	--	--	--

(B) DETAILS OF COMPOUNDING OF OFFENCES ☒ Nil

Name of the company/ directors/ officers	Name of the court/ concerned Authority	Date of Order	Name of the Act and section under which offence committed	Particulars of offence	Amount of compounding (in Rupees)

**XIII. Whether complete list of shareholders, debenture holders has been enclosed as an attachment**

☒ Yes ☐ No

**XIV. COMPLIANCE OF SUB-SECTION (2) OF SECTION 92, IN CASE OF LISTED COMPANIES**

In case of a listed company or a company having paid up share capital of Ten Crore rupees or more or turnover of Fifty Crore rupees or more, details of company secretary in whole time practice certifying the annual return in Form MGT-8.

Name

Shri Shyamprasad D Limaye

Whether associate or fellow

☐ Associate ☒ Fellow

Certificate of practice number

572

**I/We certify that:**

- (a) The return states the facts, as they stood on the date of the closure of the financial year aforesaid correctly and adequately.  
 (b) Unless otherwise expressly stated to the contrary elsewhere in this Return, the Company has complied with all the provisions of the Act during the financial year.

**Declaration**

I am Authorised by the Board of Directors of the company vide resolution no. ..

49

dated

25/04/2022

(DD/MM/YYYY) to sign this form and declare that all the requirements of the Companies Act, 2013 and the rules made thereunder in respect of the subject matter of this form and matters incidental thereto have been complied with. I further declare that:

- Whatever is stated in this form and in the attachments thereto is true, correct and complete and no information material to the subject matter of this form has been suppressed or concealed and is as per the original records maintained by the company.
- All the required attachments have been completely and legibly attached to this form.

**Note: Attention is also drawn to the provisions of Section 447, section 448 and 449 of the Companies Act, 2013 which provide for punishment for fraud, punishment for false statement and punishment for false evidence respectively.**

**To be digitally signed by**

Director

DIN of the director

To be digitally signed by

- ☒ Company Secretary  
☐ Company secretary in practice

Membership number

Certificate of practice number

Attachments

- 1. List of share holders, debenture holders
- 2. Approval letter for extension of AGM;
- 3. Copy of MGT-8;
- 4. Optional Attachement(s), if any

Attach

Attach

Attach

Attach

List of attachments

Remove attachment

Modify

Check Form

Prescrutiny

Submit

This eForm has been taken on file maintained by the Registrar of Companies through electronic mode and on the basis of statement of correctness given by the company



To,

Registrar of Companies,  
Pune

Dear Sirs,

Following clarifications for e-form MGT-7 be noted:

**Point 1:**

**III. PARTICULARS OF HOLDING, SUBSIDIARY AND ASSOCIATE COMPANIES (INCLUDING JOINT VENTURES)**

No. of Companies for which information is to be given:

Sr. No.	Name of the Company	CIN/FCRN	Holding/Subsidiary /Associate/Joint Venture	% of shares held
1	Bajaj Finance Limited	L65910MH1987PLC0429	Holding	88.75
2	Bajaj Finserv Limited*	L65923PN2007PLC1300	Holding	0

\*holds 51.39% equity shares in Bajaj Finance Limited as on 31 March 2025.

**Point 2:**

**IV. DEBENTURES (OUTSTANDING AS AT THE END OF FINANCIAL YEAR)**

Particulars	No. of Units	Nominal Value per unit (Amt. in Rs.)	Total Value (Amt. in Rs.)
Non-convertible debentures (Face Value – Rs. 10 Lakh/ Rs. 1 Lakh)	20,69,370	10,00,000/1,00,000	375,245,637,131.39
Partly convertible debentures	0	0	0
Fully convertible debentures	0	0	0
<b>Total</b>			<b>375,245,637,131.39</b>

NOTE:- out of 20,69,370 debentures, 18,000 debentures having face value of Rs. 10,00,000 are paid-up to the extent of Rs. 8,40,000. Total value includes accrued interest, amortisation and Mark to Market as required by IndAS for reporting in financials.

Note – all numbers are as per IND-AS.

**BAJAJ HOUSING FINANCE LIMITED**

[www.bajajhousingfinance.in](http://www.bajajhousingfinance.in)

Corporate Office: 5th Floor, B2 Building, Cerebrum IT Park, Kumar City, Kalyani Nagar, Pune 411014, Maharashtra

Registered Office: Bajaj Auto Limited Complex, Mumbai-Pune Road, Akurdi, Pune 411035, Maharashtra

Corporate Identity Number (CIN): L65910PN2008PLC132228

Tel: +91 20718 78060 | Email: [bhflwecare@bajajhousing.co.in](mailto:bhflwecare@bajajhousing.co.in)



#### Details of Debentures:

Class of debentures	Outstanding as at the beginning of the year	Increase during the year*	Decrease during the year	Outstanding as at the end of the year
Non-convertible debentures	239,950,456,275.64	180,549,316,715.73	45,254,135,859.98	375,245,637,131.39
Partly convertible debentures	0	0	0	0
Fully convertible debentures	0	0	0	0

\*Increase during the year is Ind AS outstanding value of NCDs as on 31 March 2025 along with Mark to Market due to fair valuation of NCDs.

#### **Point 3:**

#### **VI. (a) – SHAREHOLDING PATTERN – PROMOTERS**

Bajaj Finance Limited, being the promoter of the Company holds 7,391,003,845 equity shares of the Company.

Out of 7,391,003,845 equity shares held, Bajaj Finance Limited jointly holds 100 Equity Shares each with Rajivnayan Bajaj, Madhur Bajaj, Sanjivnayan Bajaj, Rajeev Jain, Atul Jain, and V. Rajagopalan, with Bajaj Finance Limited being the first holder of each of such jointly held Equity Shares.

#### **Point 4:**

#### **VI. (b) – SHAREHOLDING PATTERN – PUBLIC/OTHER THAN PROMOTERS**

The total percentage of shareholding of Public/Other than promoters is 11.25%. However, in the form MGT-7 it is captured as 11.26% due to technical constraints.

#### **Point 5:**

#### **VII. NUMBER OF PROMOTERS, MEMBERS, DEBENTURE HOLDERS**

Members (other than promoters) at the beginning of the year were 6 which was mentioned on the non-grouping basis. Further, post listing of the Company, the members (other than promoters) were consolidated on the basis of PAN i.e., grouping. Accordingly, members (other than promoters) were mentioned as 2,605,367.

Debenture holders at the beginning and at the end of the year is mentioned basis the PAN.

**BAJAJ HOUSING FINANCE LIMITED**

[www.bajajhousingfinance.in](http://www.bajajhousingfinance.in)

**Point 6:**
**IX. MEETINGS OF MEMBERS/ CLASS OF MEMBERS/ BOARD/ COMMITTEES OF THE BOARD OF DIRECTORS**
**C. Committee meetings:**

Committees constituted as per Companies Act, 2013 and SEBI Listing Regulations, 2015 were considered.

No. of meetings held – 20

Since the form allows to enter details of only 10 meetings, the details for 11<sup>th</sup> to 20<sup>th</sup> meeting are mentioned below:

Sr No.	Type of meeting	Date of Meeting	Total number of members as on the date of meeting	Attendance	
				Number of members attended	% of attendance
11	Nomination and Remuneration Committee	21-10-2024	3	3	100
12	Nomination and Remuneration Committee	27-01-2025	3	3	100
13	Nomination and Remuneration Committee	19-03-2025	3	3	100
14	Stakeholders' Relationship Committee	19-03-2025	4	4	100
15	Corporate Social Responsibility Committee	28-05-2024	3	3	100
16	Corporate Social Responsibility Committee	30-01-2025	3	3	100
17	Risk Management Committee	24-04-2024	10	10	100

**BAJAJ HOUSING FINANCE LIMITED**

[www.bajajhousingfinance.in](http://www.bajajhousingfinance.in)

**Corporate Office:** 5th Floor, B2 Building, Cerebrum IT Park, Kumar City, Kalyani Nagar, Pune 411014, Maharashtra

**Registered Office:** Bajaj Auto Limited Complex, Mumbai-Pune Road, Akurdi, Pune 411035, Maharashtra

**Corporate Identity Number (CIN):** L65910PN2008PLC132228

**Tel:** +91 20718 78060 | **Email:** [bhflwecare@bajajhousing.co.in](mailto:bhflwecare@bajajhousing.co.in)



18	Risk Management Committee	22-07-2024	10	10	100
19	Risk Management Committee	21-10-2024	10	10	100
20	Risk Management Committee	27-01-2025	6	6	100

**Point 7:**

**X. REMUNERATION OF DIRECTORS AND KEY MANAGERIAL PERSONNEL:**

1. Gross salary excluding perquisite value as per Income Tax Act, 1961.
2. Stock option provides the fair value of ESOPs granted as per black scholes model by the Company for FY2025.

**Details of designated person pursuant to MCA notification dated 27 October 2023 and as per Companies (Management and Administration) Second Amendment Rules, 2023:**

The Board at its meeting held on 25 January 2024 designated Shri Atul Patni, Company Secretary of the Company for the purpose of furnishing and extending co-operation for providing information to the Registrar of Companies or any other authorised officer with respect to beneficial interest in shares of the company.

FOR **BAJAJ HOUSING FINANCE LIMITED**

**ATUL PATNI**  
**COMPANY SECRETARY**  
**FCS : 10094**

**Place: Pune**

**BAJAJ HOUSING FINANCE LIMITED**

[www.bajajhousingfinance.in](http://www.bajajhousingfinance.in)

BAJAJ HOUSING FINANCE LIMITED				
BENPOS AS ON 31 MARCH 2025				
PAN	Name of Debentureholders	Face Value (in Rs.)	Total no. of Debentures	Sum of Amt FV (in Rs)
	ACKO GENERAL INSURANCE LIMITED	100,000	2,500	250,000,000
		1,000,000	1,150	1,150,000,000
	ACKO LIFE INSURANCE LIMITED	100,000	500	50,000,000
		1,000,000	50	50,000,000
	ADITYA BIRLA HEALTH INSURANCE CO LIMITED	100,000	2,000	200,000,000
		1,000,000	250	250,000,000
	ADITYA BIRLA SUN LIFE INSURANCE COMPANY LIMITED	100,000	8,000	800,000,000
		1,000,000	2,530	2,530,000,000
	ADITYA BIRLA SUN LIFE MUTUAL FUND	100,000	174,300	17,430,000,000
		1,000,000	1,950	1,950,000,000
	AEGON RELIGARE LIFE INSURANCE COMPANY LIMITED	100,000	2,000	200,000,000
		1,000,000	350	350,000,000
	AGRICULTURE INSURANCE COMPANY OF INDIA LIMITED	1,000,000	750	750,000,000
	AJIT RAGHUNATH MANDAVGANE	1,000,000	1	1,000,000
	ALAY N SHAH	1,000,000	1	1,000,000
	ALFA LAVAL INDIA STAFF PROVIDENT FUND	1,000,000	10	10,000,000
	ALLIANZ GLOBAL CORPORATE AND SPECIALTY SE	100,000	2,500	250,000,000
		1,000,000	50	50,000,000
	AMEETA SINGH	1,000,000	2	2,000,000
	ARUNA KIRIT MEHTA	1,000,000	2	2,000,000
	ATHARVA ASHISH SHAH	1,000,000	2	2,000,000
	Axis Bank Ltd	100,000	16,500	1,650,000,000
		100,000	34,200	3,420,000,000
	AXIS MUTUAL FUND	1,000,000	1,705	1,705,000,000
	BAIJ NATH BHANDARI PUBLIC CHARITABLE TRUST	1,000,000	1	1,000,000
	BAJAJ ALLIANZ GENERAL INSURANCE COMPANY LIMITED	100,000	35,000	3,500,000,000
		1,000,000	2,500	2,500,000,000
	BAJAJ ALLIANZ LIFE INSURANCE COMPANY LTD.	100,000	15,000	1,500,000,000
		1,000,000	15,500	13,020,000,000
	BAJAJ FINSERV LIMITED	1,000,000	2,000	2,000,000,000
		100,000	143,000	14,300,000,000
	BANDHAN MUTUAL FUND (IDFC MUTUAL FUND)	1,000,000	19,350	19,350,000,000
	BANK OF BARODA (EMPLOYEES) PENSION FUND	1,000,000	500	500,000,000
	BANK OF BARODA GRATUITY FUND	1,000,000	250	250,000,000
	BANK OF BARODA PROVIDENT FUND TRUST	1,000,000	150	150,000,000
	BANK OF INDIA (EMPLOYEES) PENSION FUND	1,000,000	100	100,000,000
	BEL SCHOOL PROVIDENT FUND TRUST	1,000,000	2	2,000,000
	BHARAT ALUMINIUM COMPANY EMPLOYEES PROVIDENT FUND	1,000,000	50	50,000,000
	BHARAT DAMJI SAVLA	1,000,000	1	1,000,000
	BHARAT ELECTRONICS LTD PROVIDENT FUND I	1,000,000	100	100,000,000
	BHARTI AXA LIFE INSURANCE COMPANY LTD	1,000,000	2,500	2,100,000,000
	BHEL EMPLOYEES PROVIDENT FUND TRUST BHOPAL	1,000,000	60	60,000,000
	BIRLA JUTE MILLS WORKERS PROVIDENT FUND TRUST	1,000,000	7	7,000,000
	BIRLA MANAGEMENT CORPORATION LTD STAFF PROVIDENT F	1,000,000	30	30,000,000
	BLUE STAR EMPLOYEES PROVIDENT FUND	1,000,000	8	8,000,000
	BPCL EMPLOYEES POST RETIREMENT MEDICAL BENEFITS TR	1,000,000	400	400,000,000
	BPCL MONTHLY EX-GRATIA TRUST	1,000,000	100	100,000,000
	CANARA HSBC LIFE INSURANCE CO LTD	100,000	16,000	1,600,000,000
		1,000,000	500	500,000,000
	CANARA ROBECO MUTUAL FUND	100,000	5,000	500,000,000
		1,000,000	1,250	1,250,000,000
	CENTRAL BANK OF INDIA EMPLOYEES PENSION FUND TRUST	1,000,000	250	250,000,000
	CESC LIMITED PROVIDENT FUND	1,000,000	100	100,000,000
	CHOLAMANDALAM MS GENERAL INSURANCE COMPANY LTD	1,000,000	500	500,000,000
	COLGATE- PALMOLIVE (INDIA) LTD PROVIDENT FUND	1,000,000	25	25,000,000
	DAV COLLEGE TRUST & MANAGEMENT SOCIETY, EPF	1,000,000	250	250,000,000
	DAYANAND ANGLO VEDIC COLLEGE TRUST & MANAGEMENT SO	1,000,000	745	745,000,000
	DEV DEEPAK SHAH	1,000,000	1	1,000,000
	DEV KINNAR MEHTA	1,000,000	1	1,000,000
	DEVEN H DOSHI	1,000,000	1	1,000,000
	DHARAMJIT SINGH	1,000,000	2	2,000,000
	DILIP GURDASMAL CHAWLA	1,000,000	1	1,000,000
	DINESH KUMAR TEJWANI	1,000,000	1	1,000,000
	DIVYA JYOTHI HARI KRISHNAN	1,000,000	1	1,000,000
	DSP MUTUAL FUND	1,000,000	2,750	2,750,000,000
	ENAM ASSET MANAGEMENT COMPANY PRIVATE LIMITED	1,000,000	50	50,000,000
	FRANKLIN TEMPLETON MUTUAL FUND	1,000,000	1,100	1,100,000,000
	FUTURE GENERALI INDIA INSURANCE CO LTD	1,000,000	750	750,000,000
		100,000	1,000	100,000,000
	FUTURE GENERALI INDIA LIFE INSURANCE CO. LTD-SHARE	1,000,000	850	850,000,000
		100,000	68,500	6,850,000,000
	GENERAL INSURANCE CORPORATION OF INDIA	1,000,000	3,500	3,500,000,000

	GENNEXT INSURANCE BROKERS PRIVATE LIMITED	1,000,000	20	20,000,000
	GO DIGIT GENERAL INSURANCE LIMITED	100,000	30,000	3,000,000,000
		1,000,000	4,350	4,350,000,000
	HANNOVER RUCK SE INDIA BRANCH	1,000,000	200	200,000,000
	HAVOVI KURUS PRESSWALLA	1,000,000	1	1,000,000
	HDFC MUTUAL FUND	100,000	294,500	29,450,000,000
		1,000,000	9,450	9,450,000,000
	HINDUSTAN PETROLEUM CORPN LTD EMPLOYEES POST RETIR	1,000,000	100	100,000,000
	HOUSING DEVELOPMENT FINANCE CORPORATION LTD -PROVI	1,000,000	100	100,000,000
	HSBC MUTUAL FUND	100,000	22,500	2,250,000,000
		1,000,000	250	250,000,000
	ICICI PRUDENTIAL MUTUAL FUND	100,000	20,000	2,000,000,000
		1,000,000	2,300	2,300,000,000
	IDBI Bank	1,000,000	3,000	3,000,000,000
	IDBI Bank PENSION FUND	1,000,000	150	150,000,000
	IFFCO-TOKIO GENERAL INSURANCE COMPANY LIMITED	1,000,000	3,500	3,500,000,000
	INDIAN OVERSEAS BANK	1,000,000	500	500,000,000
		100,000	2,500	250,000,000
	INVESCO MUTUAL FUND	1,000,000	2,050	2,050,000,000
	IRIS MERCHANTILE PRIVATE LIMITED	1,000,000	5	5,000,000
	ITGI EMPLOYEES PROVIDENT FUND TRUST	1,000,000	25	25,000,000
	JANATA SAH. BNK LTD PUNE	1,000,000	100	100,000,000
	JIGNA JATIN SHAH	1,000,000	2	2,000,000
	JINDAL ALUMINIUM LIMITED	1,000,000	50	50,000,000
	JINDAL NATURECARE LIMITED	1,000,000	30	30,000,000
	JM FINANCIAL MUTUAL FUND-JM LIQUID FUND	1,000,000	250	250,000,000
	KALPANA BHARAT SAVLA	1,000,000	1	1,000,000
	KIRIT SHASHIKANT MEHTA HUF	1,000,000	2	2,000,000
	KIRIT SHASHIKANT MEHTA	1,000,000	1	1,000,000
	KOTAK MAHINDRA GENERAL INSURANCE COMPANY LIMITED	1,000,000	1,000	1,000,000,000
		100,000	56,000	5,600,000,000
	KOTAK MAHINDRA TRUSTEE COMPANY LTD	1,000,000	6,950	6,950,000,000
	KURUS JIMMY PRESSWALLA	1,000,000	1	1,000,000
	LAJPAT RAI EDUCATIONAL SOCIETY	1,000,000	130	130,000,000
	LEELA MANOJ SHAH	1,000,000	50	50,000,000
	LIC MF LIQUID FUND	100,000	500	50,000,000
	LIFE INSURANCE CORPORATION OF INDIA - P & GS FUND	1,000,000	7,500	7,500,000,000
	LUKE DE NORONHA	1,000,000	1	1,000,000
	LUPIN LTD EMPLOYEES PROVIDENT FUND TRUST	1,000,000	60	60,000,000
		100,000	6,500	650,000,000
	MAGMA HDI GENERAL INSURANCE COMPANY LIMITED	1,000,000	650	650,000,000
	MAHARASHTRA SCOOTERS LIMITED	100,000	5,000	500,000,000
	MAHESH PRABHAT DOSHI	1,000,000	1	1,000,000
	MAHINDRA MANULIFE LOW DURATION FUND	1,000,000	200	200,000,000
	MANU MAHMUD PARPIA	1,000,000	50	50,000,000
	MICROLAND LIMITED	1,000,000	150	150,000,000
	MIRABEN JAGATBHAI PALKHIWALA	1,000,000	1	1,000,000
		100,000	3,000	300,000,000
	MIRAE ASSET MUTUAL FUND	1,000,000	250	250,000,000
	MITABEN SHAILESH DOSHI	1,000,000	1	1,000,000
	NATIONAL INSURANCE CO LTD EMPLOYEES PROVIDENTFUND	1,000,000	50	50,000,000
	NATIONAL INSURANCE COMPANY EMPLOYEES PENSION FUND	1,000,000	300	300,000,000
		100,000	7,500	750,000,000
	NATIONAL INSURANCE COMPANY LTD	1,000,000	3,050	3,050,000,000
	NDDB STAFF PROVIDENT FUND TRUST	1,000,000	10	10,000,000
	NEHA PIYUSH SHAH	1,000,000	4	4,000,000
		100,000	19,000	1,900,000,000
	Nippon India Mutual Fund	1,000,000	120	120,000,000
		100,000	81,500	8,150,000,000
	NPS TRUST	1,000,000	9,060	9,060,000,000
		1,000,000	250	250,000,000
	NTEX TRANSPORTATION SERVICES PRIVATE LIMITED	1,000,000	1	1,000,000
	P P BHANDARI HUF	1,000,000	2	2,000,000
	PATEL AASTHA SAURABH	1,000,000	50	50,000,000
	PGIM INDIA MUTUAL FUND	1,000,000	13	13,000,000
	PRAGUN JINDAL PHILANTHROPIC ORGANISATION	1,000,000	3	3,000,000
	PROMEET PREM NANDA	100,000	2,500	250,000,000
		1,000,000	700	700,000,000
	PUNJAB AND SIND BANK	100,000	2,500	250,000,000
		1,000,000	2,500	2,500,000,000
	PUNJAB NATIONAL BANK	1,000,000	400	400,000,000
		100,000	7,500	750,000,000
	RAJKOT NAGARIK SAHAKARI BANK LIMITED	1,000,000	1,200	1,200,000,000
		100,000	12,500	1,250,000,000
	RELIANCE GENERAL INSURANCE COMPANY LTD	1,000,000	1,000	1,000,000,000
		1,000,000		
	ROYAL SUNDARAM GENERAL INSURANCE CO. LIMITED	1,000,000		
		1,000,000		

	S J JINDAL MEDICAL RELIEF SOCIETY	1,000,000	60	60,000,000
	SBI DFHI LIMITED	100,000	6,500	650,000,000
		1,000,000	500	500,000,000
	SBI LIFE INSURANCE CO.LTD	100,000	48,500	4,850,000,000
	SBI MUTUAL FUND	100,000	102,000	10,200,000,000
		1,000,000	6,700	6,700,000,000
	SHIRAZ RUSTOM DARUWALLA	1,000,000	1	1,000,000
	SHIV NADAR UNIVERSITY	1,000,000	500	500,000,000
	SHIVRAM S RAO	1,000,000	1	1,000,000
	SHUBHAM VIVEK MAHESHWARI	1,000,000	1	1,000,000
	SITARAM JINDAL FOUNDATION	1,000,000	515	515,000,000
	STAR HEALTH AND ALLIED INSURANCE CO. LTD.	1,000,000	3,450	3,450,000,000
	STATE BANK OF INDIA	100,000	289,500	28,950,000,000
		1,000,000	16,600	16,600,000,000
	SUN DISTRIBUTION SERVICES PRIVATE LIMITED	1,000,000	100	100,000,000
	SUNITA INDER KHILNANY	1,000,000	1	1,000,000
	SUPRIYA SINGH	1,000,000	1	1,000,000
	TATA CAPITAL LIMITED EMPLOYEES PROVIDENT FUND	1,000,000	92	92,000,000
	TATA MUTUAL FUND	100,000	5,000	500,000,000
	THE CHLORIDE OFFICERS PROVIDENT FUND	1,000,000	5	5,000,000
	THE J AND K BANK LTD.	1,000,000	250	250,000,000
	THE ORIENTAL INSURANCE CO. LTD PROVIDENT FUND	1,000,000	350	350,000,000
	THE ORIENTAL INSURANCE COMPANY LIMITED	100,000	5,000	500,000,000
		1,000,000	1,550	1,550,000,000
	THE ZOROASTRIAN CO-OPERATIVE BANK LTD	1,000,000	50	50,000,000
	TOLANI EDUCATION FOUNDATION	1,000,000	15	15,000,000
	TRIPURA GRAMIN BANK	1,000,000	100	100,000,000
	TRUSTEES CENTRAL BANK OF INDIA EMPLOYEES PROVIDENT	1,000,000	250	250,000,000
	UNION CORPORATE BOND FUND	100,000	2,500	250,000,000
	VIJAY JUNG THAPA	1,000,000	5	5,000,000
	VINUTHA K BHAT	1,000,000	1	1,000,000
	VIRAJ DEVEN DOSHI	1,000,000	1	1,000,000
	VST PROVIDENT FUND	1,000,000	3	3,000,000
	WIPRO Limited	100,000	40,000	4,000,000,000
		1,000,000	10,100	10,100,000,000
	ZENSAR PROVIDENT FUND	1,000,000	20	20,000,000
	ZENSAR TECHNOLOGIES LIMITED	100,000	500	50,000,000
		1,000,000	50	50,000,000
	EDELWEISS Mutual Fund	1,000,000	100	100,000,000
	SECURITRANS INDIA PRIVATE LIMITED	1,000,000	6	6,000,000
	JATIN HASMUKHLAL SHAH	1,000,000	2	2,000,000
	AUREA MOUNTAIN ENTERPRISES	1,000,000	1	1,000,000
	MIHIR R GANDHI HUF	1,000,000	1	1,000,000
	THE HONGKONG AND SHANGHAI BANKING CORPORATION LIMITED	100,000	9,000	900,000,000
		1,000,000	500	500,000,000
	UTI MUTUAL FUND	1,000,000	2,250	2,250,000,000
	HDFC BANK	1,000,000	1,000	1,000,000,000
	TATA AIA LIFE INSURANCE CO LTD-DISCONTINUED POLICY	100,000	123,000	12,300,000,000
		1,000,000	750	750,000,000
	REBEL FOODS PRIVATE LIMITED	1,000,000	100	100,000,000
	REKHTA FOUNDATION	1,000,000	50	50,000,000
	STAR UNION DAI-ICHI LIFE INSURANCE COMPANY LIMITED	100,000	10,000	1,000,000,000
		1,000,000	450	450,000,000
	JAGATDAL JUTE AND INDUSTRIES PROVIDENT FUND	1,000,000	2	2,000,000
	RADHA MADHAV SILK MILLS PVT LTD	1,000,000	1	1,000,000
	TATA STEEL LIMITED GRATUITY FUND	100,000	1,500	150,000,000
		1,000,000	240	240,000,000
	PROVIDENT FUND OF TATA STEEL LIMITED	1,000,000	200	200,000,000
	TATA STEEL LIMITED SUPERANNUATION FUND	1,000,000	10	10,000,000
	MANIPALCIGNA HEALTH INSURANCE COMPANY LIMITED	1,000,000	500	500,000,000
	GO DIGIT LIFE INSURANCE LIMITED	100,000	1,500	150,000,000
		1,000,000	150	150,000,000
	CANARA BANK	100,000	2,500	250,000,000
		1,000,000	100	100,000,000
	ICICI PRUDENTIAL LIFE INSURANCE COMPANY LIMITED	100,000	15,000	1,500,000,000
	MAX LIFE INSURANCE CO LTD DISCONTINUED FUND LIFE	100,000	40,000	4,000,000,000
	J P MORGAN SERVICES INDIA PRIVATE LTD EMPLOYEES PR	100,000	2,300	230,000,000
	HINDUSTAN PETROLEUM CORP LIMITED PROVIDENT FUND	100,000	1,500	150,000,000
	UNIVERSAL SOMPO GENERAL INSURANCE COMPANY LIMITED	100,000	1,000	100,000,000
	IFFCO EMPLOYEES PROVIDENT FUND TRUST	100,000	1,000	100,000,000
	AMERICAN EXPRESS (INDIA) PVT LTD E P F TRUST	100,000	1,000	100,000,000
	THE CHASE EMPLOYEES PROVIDENT FUND	100,000	150	15,000,000
	J P MORGAN INDIA PRIVATE LTD EMPLOYEES PROVIDENT F	100,000	50	5,000,000
	UJJIVAN SMALL FINANCE BANK LIMITED	100,000	5,000	500,000,000
	THE MASTER TRUST BANK OF JAPAN, LTD. AS TRUSTEE	100,000	2,500	250,000,000

	INDIAN BANK	100,000	5,000	500,000,000
	VALUEATTICS REINSURANCE LIMITED	100,000	1,500	150,000,000
	GROWW MUTUAL FUND	100,000	500	50,000,000
	HDFC LIFE INSURANCE COMPANY LIMITED	100,000	40,000	4,000,000,000
	RELIANCE NIPPON LIFE INSURANCE CO LIMITED	100,000	14,000	1,400,000,000
	THE LARSEN AND TOUBRO OFFICERS AND SUPERVISORY STA	100,000	8,950	895,000,000
	L AND T OFFICERS AND SUPERVISORS GRATUITY FUND	100,000	700	70,000,000
	THE LARSEN AND TOUBRO LIMITED PROVIDENT FUND OF 19	100,000	210	21,000,000
	LARSEN AND TOUBRO GRATUITY FUND	100,000	100	10,000,000
	LARSEN AND TOUBRO PROVIDENT FUND	100,000	40	4,000,000
	BANK OF INDIA	100,000	7,500	750,000,000
	Grand Total		2,069,370	361,440,000,000



BAJAJ HOUSING FINANCE LIMITED						
List of Shareholders as on 31/03/2025 (FPC)						
SL. NO.	NAME/JOINT NAME(S)	ADDRESS	COUNTRY OF INCORPORATION	HOLDING	% TO EQT	MINOR CODE
1	VANGUARD TOTAL INTERNATIONAL STOCK INDEX FUND	100 VANGUARD BOULEVARD MALVERN PA	UNITED STATES OF AMERICA	13133932	0.16	FPC
2	VANGUARD EMERGING MARKETS STOCK INDEX FUND, A SERIES OF VANGUARD INTERNATIONAL EQUITY INDEX FUNDS	100 VANGUARD BOULEVARD MALVERN PA	UNITED STATES OF AMERICA	10795456	0.13	FPC
3	NEW WORLD FUND INC	333 SOUTH HOPE STREET LOS ANGELES CALIFORNIA	UNITED STATES OF AMERICA	10778127	0.13	FPC
4	GOVERNMENT OF SINGAPORE	168 Robinson Road 37-01 Capital Tower	SINGAPORE	9396350	0.11	FPC
5	VANGUARD FIDUCIARY TRUST COMPANY INSTITUTIONAL TOTAL INTERNATIONAL STOCK MARKET INDEX TRUST II	100 VANGUARD BOULEVARD MALVERN PENNSYLVANIA	UNITED STATES OF AMERICA	6761914	0.08	FPC
6	GOVERNMENT PENSION FUND GLOBAL	Bankplassen 2 P O Box 1179 Sentrum Oslo 0107	NORWAY	6412080	0.08	FPC
7	FLORIDA RETIREMENT SYSTEM - ALLSPRING GLOBAL INVESTMENTS, LLC (EMSC)	STANDARD CHARTERED BANK SECURITIES SERVICES, 3RD FLOOR 23-25 MAHATMA GANDHI ROAD FORT, MUMBAI	INDIA	4746237	0.06	FPC
8	FIDELITY INVESTMENT TRUST FIDELITY EMERGING ASIA FUND	245 Summer Street Boston Massachusetts	UNITED STATES OF AMERICA	3751703	0.05	FPC
9	NOMURA INDIA INVESTMENT FUND MOTHER FUND	2-11-3 Hamamatsucho Minato-ku Tokyo Japan	JAPAN	3571446	0.04	FPC
10	MONETARY AUTHORITY OF SINGAPORE	10 SHENTON WAY MAS BUILDING	SINGAPORE	3335714	0.04	FPC
11	VANGUARD FTSE ALL-WORLD EX-US INDEX FUND, A SERIES OF VANGUARD INTERNATIONAL EQUITY INDEX FUNDS	100 VANGUARD BOULEVARD MALVERN PA	UNITED STATES OF AMERICA	1935900	0.02	FPC
12	FIDELITY ADVISOR SERIES VIII - FIDELITY ADVISOR EMERGING ASIA FUND	245 SUMMER STREET BOSTON MASSACHUSETTS	UNITED STATES OF AMERICA	1652470	0.02	FPC
13	MORGAN STANLEY ASIA (SINGAPORE) PTE. - ODI	23 Church Street 16-01 Capital Square Singapore	SINGAPORE	1526724	0.02	FPC
14	FIRST SENTIER INVESTORS ICVC - STEWART INVESTORS INDIAN SUBCONTINENT SUSTAINABILITY FUND	FINSBURY CIRCUS HOUSE 15 FINSBURY CIRCUS	UNITED KINGDOM	1477404	0.02	FPC
15	OPTIMIX WHOLESale GLOBAL EMERGING MARKETS SHARE TRUST	LEVEL 23 242 PITT STREET SYDNEY NSW	AUSTRALIA	1429306	0.02	FPC
16	VANGUARD FIDUCIARY TRUST COMPANY INSTITUTIONAL TOTAL INTERNATIONAL STOCK MARKET INDEX TRUST	100 VANGUARD BOULEVARD MALVERN PENNSYLVANIA	UNITED STATES OF AMERICA	1034221	0.01	FPC
17	FRANKLIN TEMPLETON ETF TRUST - FRANKLIN FTSE INDIA ETF	ONE FRANKLIN PARKWAY SAN MATEO 94403 1906	UNITED STATES OF AMERICA	994014	0.01	FPC
18	VANGUARD FUNDS PUBLIC LIMITED COMPANY - VANGUARD FTSE ALL-WORLD UCITS ETF	70 SIR JOHN ROGERSON'S QUAY DUBLIN	IRELAND	850153	0.01	FPC
19	SCHWAB EMERGING MARKETS EQUITY ETF	211 MAIN STREET SAN FRANCISCO CA	UNITED STATES OF AMERICA	786894	0.01	FPC
20	CAPITAL GROUP ASIAN HORIZON FUND (LUX)	6C ROUTE DE TREVES SENNINGERBERG SENNINGERBERG	LUXEMBURG	717052	0.01	FPC
21	WF ASIAN SMALLER COMPANIES FUND LIMITED	c/o Maples Corporate Services Limited P O Box 309 Ugland House Grand Cayman	CAYMAN ISLANDS	714332	0.01	FPC
22	FRANKLIN TEMPLETON ICAP FRANKLIN FTSE INDIA UCITS ETF	70 SIR JOHN ROGERSON'S QUAY DUBLIN	IRELAND	691866	0.01	FPC
23	CALIFORNIA PUBLIC EMPLOYEES' RETIREMENT SYSTEM	400 Q STREET LPE ROOM 4800 SACRAMENTO CA	UNITED STATES OF AMERICA	621510	0.01	FPC
24	AMERICAN FUNDS INSURANCE SERIES NEW WORLD FUND	333 SOUTH HOPE STREET LOS ANGELES CALIFORNIA	UNITED STATES OF AMERICA	595117	0.01	FPC
25	BLACKROCK COLLECTIVE INVESTMENT FUNDS - ISHARES EMERGING MARKETS EQUITY INDEX FUND (UK)	12 THROGMORTON AVENUE LONDON	UNITED KINGDOM	579027	0.01	FPC
26	VANGUARD TOTAL WORLD STOCK INDEX FUND	100 VANGUARD BOULEVARD MALVERN PA	UNITED STATES OF AMERICA	542641	0.01	FPC
27	FIDELITY FAR EAST FUND	483 BAY STREET TORONTO ONTARIO	CANADA	527785	0.01	FPC
28	LOMBARD ODIER ASSET MANAGEMENT (SWITZERLAND) SA B/O SYNERGIE ACTIONS PACIFIQUE	DEUTSCHE BANK AG, DB HOUSE HAZARIMAL SOMANI MARG, P.O.BOX NO. 1142, FORT MUMBAI	INDIA	446053	0.01	FPC
29	GENERAL ORGANIZATION FOR SOCIAL INSURANCE	PO BOX 2963 KING ABDULAZIZ ROAD RIYADH	SAUDI ARABIA	406862	0.00	FPC
30	MANAGED PENSION FUNDS LIMITED - EMERGING MARKETS ESG SCREENED INDEX EQUITY SUB-FUND	20 CHURCHILL PLACE CANARY WHARF LONDON	UNITED KINGDOM	364144	0.00	FPC
31	VANGUARD FUNDS PUBLIC LIMITED COMPANY - VANGUARD FTSE EMERGING MARKETS UCITS ETF	70 SIR JOHN ROGERSON'S QUAY DUBLIN	IRELAND	361013	0.00	FPC
32	BOFA SECURITIES EUROPE SA - ODI	51 rue La Boetie Paris	FRANCE	350934	0.00	FPC
33	LEGAL & GENERAL GLOBAL EMERGING MARKETS INDEX FUND	50 Bank Street London	UNITED KINGDOM	286930	0.00	FPC
34	CITRINE FUND LIMITED	4TH FLOOR RAFFLES TOWER 19 CYBERCITY EBENE	MAURITIUS	228000	0.00	FPC
35	CAPITAL GROUP NEW WORLD TRUST (US)	6455 IRVINE CENTER DRIVE IRVINE CALIFORNIA	UNITED STATES OF AMERICA	178767	0.00	FPC
36	CITRUS GLOBAL ARBITRAGE FUND	8TH FLOOR EBENE TOWER 52 CYBERCITY EBENE MAURITIUS	MAURITIUS	174410	0.00	FPC
37	VANGUARD INVESTMENTS FUNDS ICVC-VANGUARD FTSE GLOBAL ALL CAP INDEX FUND	4TH FLOOR THE WALBROOK BUILDING 25 WALBROOK LONDON	UNITED KINGDOM	173944	0.00	FPC
38	PGGM WORLD EQUITY II B.V.	Noordweg-Noord 150 Zeist	NETHERLANDS	149857	0.00	FPC
39	VANGUARD INVESTMENT SERIES PLC - VANGUARD ESG EMERGING MARKETS ALL CAP EQUITY INDEX FUND	70 Sir John Rogerson's Quay Dublin 2 Dublin	IRELAND	121307	0.00	FPC
40	HSBC POOLED INVESTMENT FUND - HSBC POOLED ASIA PACIFIC EX JAPAN EQUITY INDEX TRACKING FUND	HSBC MAIN BUILDING 1 QUEENS ROAD CENTRAL HONG KONG	HONG KONG	117896	0.00	FPC
41	LEGAL AND GENERAL ASSURANCE (PENSIONS MANAGEMENT) LIMITED	One Coleman Street London	UNITED KINGDOM	115479	0.00	FPC
42	CITADEL SECURITIES SINGAPORE PTE. LIMITED	#22-01 and #22-02 Asia Square Tower 2 12 Marina View Singapore Singapore	SINGAPORE	113686	0.00	FPC
43	CAPITAL GROUP NEW WORLD FUND (LUX)	6C ROUTE DE TREVES SENNINGERBERG	LUXEMBOURG	80607	0.00	FPC
44	UTAH STATE RETIREMENT SYSTEMS	540 East 200 South Salt Lake City Utah	UNITED STATES OF AMERICA	45945	0.00	FPC
45	BONITAS POOLED INVESTMENT FUND SERIES - SMART ASIAN EQUITY FUND	18 F COSCO TOWER 183 QUEENS ROAD CENTRAL HONG KONG	CHINA	42784	0.00	FPC
46	VANGUARD ASIA EX JAPAN SHARES INDEX FUND	LEVEL 34 FRESHWATER PLACE 2 SOUTHBANK BOULEVARD SOUTHBANK VICTORIA	AUSTRALIA	41938	0.00	FPC
47	QUADRATURE CAPITAL VECTOR SP LIMITED	Suite #7 Grand Pavilion Commercial Centre 802 West Bay Road P.O. Box 10250 Grand Cayman	CAYMAN ISLANDS	39193	0.00	FPC
48	INDIA MAX INVESTMENT FUND LIMITED	365 ROYAL ROAD ROSE HILL MAURITIUS	MAURITIUS	32953	0.00	FPC
49	REASSURE LIMITED	WINDSOR HOUSE IRONMASTERS WAY TELFORD	UNITED KINGDOM	31975	0.00	FPC
50	AIDOS INDIA FUND LTD	4 the floor 19 Bank Street Cybercity Ebene - 72201 Mauritius	MAURITIUS	30188	0.00	FPC
51	UNIVERSAL-INVESTMENT-LUXEMBOURG S.A. ON BEHALF OF UNIVEST	6 Rue Lou Hemmer Senningerberg Luxembourg	LUXEMBOURG	26545	0.00	FPC
52	TVF FUND LTD	IFS Court TwentyEight Cybercity Ebene	MAURITIUS	25020	0.00	FPC
53	GSA QMS MASTER FUND LIMITED	STANDARD CHARTERED BANK SECURITIES SERVICES, 3RD FLOOR 23-25 MAHATMA GANDHI ROAD FORT, MUMBAI	INDIA	23636	0.00	FPC
54	FIRST SENTIER INVESTORS ICVC - STEWART INVESTORS ASIA PACIFIC SUSTAINABILITY FUND	FINSBURY CIRCUS HOUSE 15 FINSBURY CIRCUS	UNITED KINGDOM	23045	0.00	FPC
55	VANGUARD FUNDS PLC / VANGUARD ESG GLOBAL ALL CAP UCITS ETF	70 Sir John Rogerson's Quay Dublin 2 Dublin	IRELAND	22318	0.00	FPC
56	FRANKLIN TEMPLETON ICAP FRANKLIN ASIA EX JAPAN UCITS ETF	70 SIR JOHN ROGERSON'S QUAY DUBLIN	IRELAND	20445	0.00	FPC
57	AUGUSTINE EXPEDITION FUND	C/O SPEARFIN LTD LEVEL 7, TOWER B 1 EXCHANGE SQUARE EBENE	INDIA	20000	0.00	FPC
58	SOCIETE GENERALE - ODI	29 BOULEVARD HAUSSMANN PARIS	FRANCE	17754	0.00	FPC
59	PACIFIC ASSETS TRUST PLC	16 CHARLOTTE SQUARE EDINBURGH SCOTLAND	UNITED KINGDOM	17690	0.00	FPC
60	STEWART INVESTORS ASIA PACIFIC SUSTAINABILITY FUND AS A SUB FUND OF FIRST SENTIER INVESTORS GLOBAL UMBRELLA FUND PLC	70 SIR JOHN'S ROGERSONS QUAY DUBLIN 2	IRELAND	13028	0.00	FPC
61	PUTM ACS EMERGING MARKETS FUND	HSBC SECURITIES SERVICES 11TH FLOOR, BLDG 3, NESCO - IT PARK NESCO COMPLEX, W.E. HIGHWAY GOREGAON (EAST), MUMBAI	INDIA	10252	0.00	FPC
62	THE HONGKONG AND SHANGHAI BANKING CORPORATION LIMITED	1 QUEENS ROAD CENTRAL HONG KONG	HONG KONG	8012	0.00	FPC

63	MINERVA EMERGING OPPORTUNITIES FUND LIMITED	4TH FLOOR 19 BANK STREET CYBERCITY	MAURITIUS	7629	0.00	FPC
64	RADIANT GLOBAL FUND-CLASS B PARTICIPATING SHARES	ORBIS FINANCIAL CORPORATION LTD 4A OCUS TECHNOPOLIS GOLF CLUB ROAD, SECTOR-54 GURGAON	INDIA	5178	0.00	FPC
65	VANGUARD FUNDS PLC - VANGUARD ESG EMERGING MARKETS ALL CAP UCITS ETF	HSBC SECURITIES SERVICES 11TH FLOOR, BLDG 3, NESCO - IT PARK NESCO COMPLEX, W.E. HIGHWAY GOREGAON (EAST), MUMBAI	INDIA	4455	0.00	FPC
66	NORTH STAR OPPORTUNITIES FUND VCC-BULL VALUE INCORPORATED VCC SUB FUND	ORBIS FINANCIAL CORPORATION LTD 4A OCUS TECHNOPOLIS GOLF CLUB ROAD, SECTOR-54 GURGAON	INDIA	2413	0.00	FPC
67	CANSO MASALA FUND	100 York Boulevard Suite 550 Richmond Hill Ontario	CANADA	2366	0.00	FPC
68	CRAFT EMERGING MARKET FUND PCC- ELITE CAPITAL FUND	ORBIS FINANCIAL CORPORATION LTD 4 A OCUS TECHNOPOLIS GOLF CLUB ROAD, SECTOR-54 GURGAON	INDIA	1446	0.00	FPC
69	FRANKLIN TEMPLETON ICAV-FRANKLIN FTSE EMERGING MARKETS UCITS ETF	DEUTSCHE BANK AG, DB HOUSE HAZARIMAL SOMANI MARG, P.O.BOX NO. 1142, FORT MUMBAI	INDIA	1208	0.00	FPC
70	FIRST SENTIER INVESTORS GLOBAL UMBRELLA FUND PLC - STEWART INVESTORS INDIAN SUBCONTINENT SUSTAINABILITY FUND	70 Sir John Rogerson's Quay Dublin 2 Leinster	IRELAND	1103	0.00	FPC
71	REAL WEALTH CLUB LLP	71-75 Shelton Street Covent Garden London	UNITED KINGDOM	960	0.00	FPC
72	NEW HORIZON OPPORTUNITIES MASTER FUND	22 SAINT GEORGES STREET PORT LOUIS	MAURITIUS	951	0.00	FPC
73	FRANKLIN TEMPLETON ICAV-FRANKLIN FTSE EMERGING EX CHINA UCITS ETF	DEUTSCHE BANK AG, DB HOUSE HAZARIMAL SOMANI MARG, P.O.BOX NO. 1142, FORT MUMBAI	INDIA	421	0.00	FPC
74	RED BAY LTD	C/O CODAN (MAURITIUS) LIMITED LEVEL 3 TOWER 1 NEXTERACOM TOWERS CYBERCITY EBENE	MAURITIUS	100	0.00	FPC
75	CITIGROUP GLOBAL MARKETS MAURITIUS PRIVATE LIMITED - ODI	5th Floor Ebene Esplanade 24 Bank Street Cybercity Ebene	MAURITIUS	9	0.00	FPC
	<b>TOTAL:</b>			<b>93550224</b>	<b>1.12</b>	